

OSA% REPORT

01.03.2023

14.05.2023

List

INNO

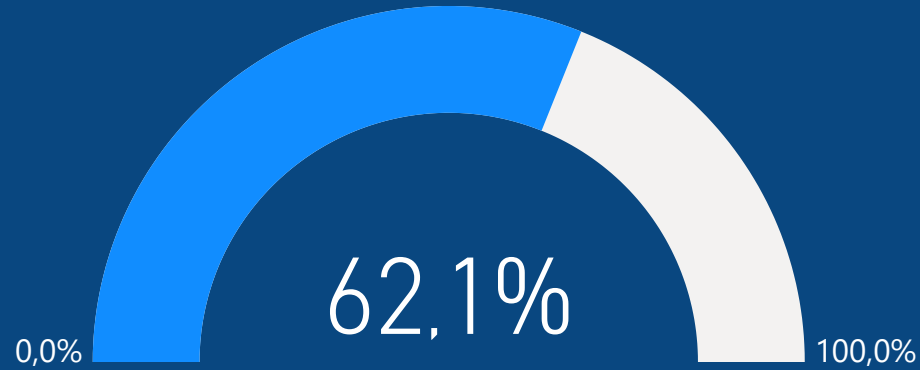
MUST

OTHER

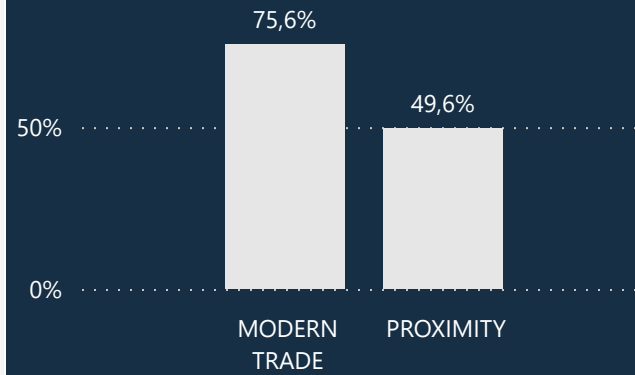
RSM

All

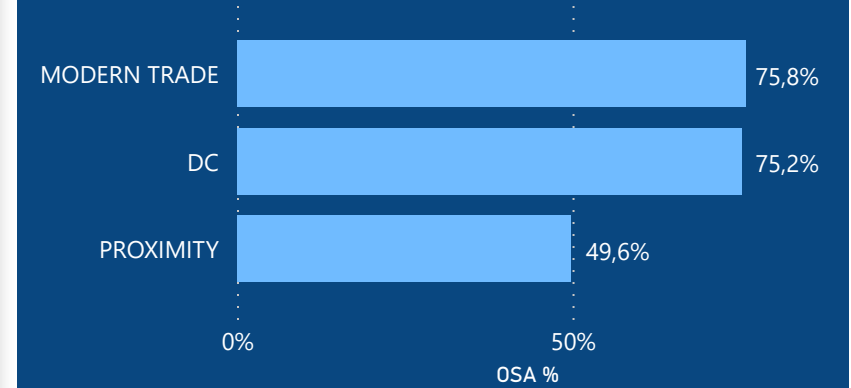
OSA %



OSA % by Outlet channel



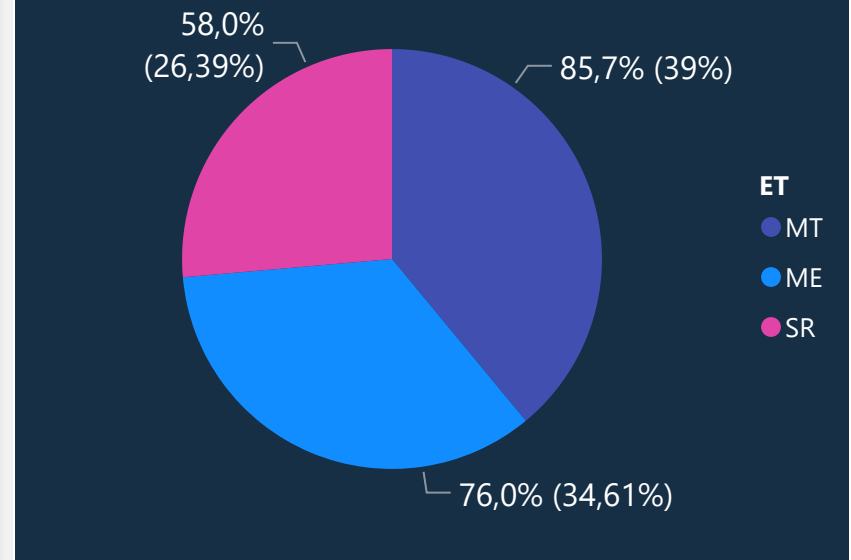
OSA % by ORDER TYPE



Specification

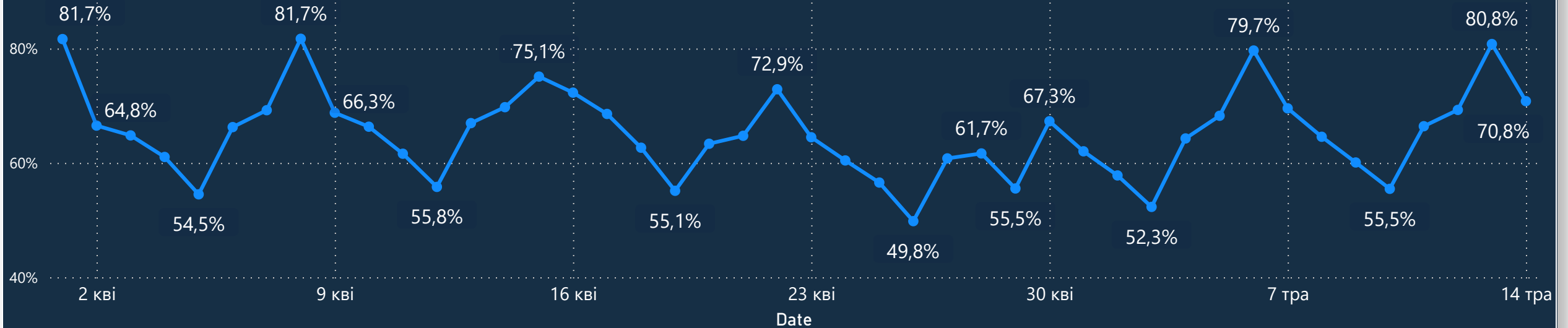
	13	14	15	16	17	18	19	Total
CHERKAS'KA	51,2%	54,9%	59,1%	51,7%	51,5%	51,0%		53,2%
CHERNIGIVS'KA	60,1%	59,2%	62,1%	54,6%	59,3%	58,7%		58,9%
CHERNOVITS'KA	62,6%	61,5%	64,1%	57,7%	58,0%	62,3%		61,0%
DNIPROPETROVS'KA	50,1%	54,8%	54,4%	51,3%	78,4%	86,5%		59,6%
HARKIVS'KA	92,6%	70,8%	68,5%	71,1%	67,6%	65,1%	65,6%	68,1%
HERSONS'KA					76,9%	81,6%	77,8%	79,5%
HMEL'NITS'KA		57,3%	57,8%	55,9%	49,7%	52,7%	53,8%	54,5%
Total	81,7%	63,3%	64,2%	62,9%	57,9%	61,1%	63,3%	62,1%

OSA % by ET



OSA% REPORT by DAY

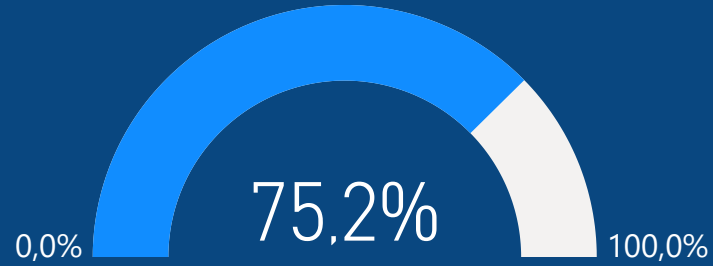
OSA % by Date



May 2023							
	Mon	Tue	Wed	Thu	Fri	Sat	Sun
18	1 62.0%	2 57.8%	3 52.3%	4 64.3%	5 68.2%	6 79.7%	7 69.5%
19	8 64.6%	9 60.1%	10 55.5%	11 66.4%	12 69.3%	13 80.8%	14 70.8%
20	15	16	17	18	19	20	21
21	22	23	24	25	26	27	28
22	29	30	31				

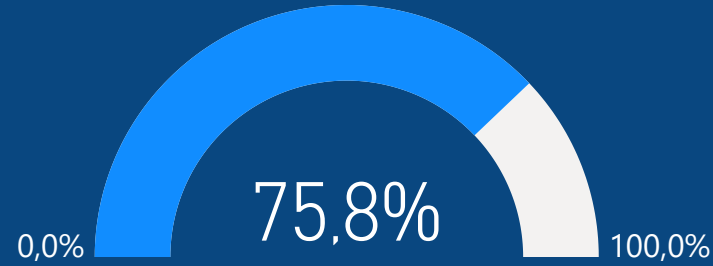
OSA% Customer

OSA % DC



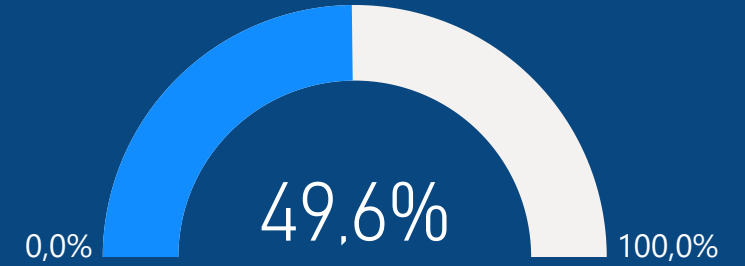
TAVRIIA	93,6%
MEREZHA SER...	80,3%
EPITSENTR	78,9%
SILPO	78,8%
METRO	75,6%
VARUS	73,5%
FORA	70,8%
ATB	68,3%
SVIY MARKET	67,3%
RUKAVYCHKA	67,0%
NOVUS	66,3%
KOLO	54,8%
THRASH	54,2%
OBZHORA	53,1%
ECONOM PLUS	51,1%
7/23(KLEVER S...	49,3%
AUCHAN	23,1%
DELVI	20,7%
ETANA	19,0%

OSA % MODERN TRADE



VELES	100,0%
Optovichok	99,2%
TORHOVYY TS...	97,7%
KLASS	96,4%
DASTOR	96,3%
VODOLEY	96,2%
MEGAMARKET	94,9%
PREMIER	94,6%
DARY MORIA	93,3%
NASH MARKE...	93,1%
ZATAK	92,6%
TORBA	91,1%
ROST	90,8%
VARSHAVA	90,2%
VOPAK	89,5%
ALMA	89,4%
NYVA	89,1%
SHCHEDROSLAV	88,9%
KOPEYKA	88,6%

OSA % PROXIMITY



NASH MARKET	88,9%
SEMEROCHKA	88,9%
ALYANS	85,5%
SEDAM	81,6%
KASHTAN	79,9%
FOODSTORIYA	77,2%
SVANTAVIT	77,1%
UKRAINSKI TO...	76,9%
PRODLUKS PL...	74,1%
AKORD 2017	73,6%
DOYARUSHKA	72,8%
DOBRA KRAM...	71,7%
NEDLES	70,0%
KOPEIKA ZAP	69,6%
RYKAVICHKA Z...	68,9%
NASH KRAI	67,3%
RODYNNYY K...	65,0%
FUDEKSPRES	64,7%
FRESH	63,9%