

Період SAP: 01.11.2025 – 30.11.2025

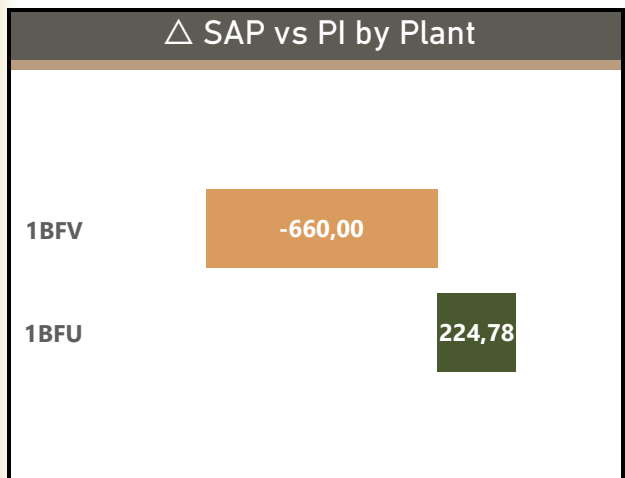
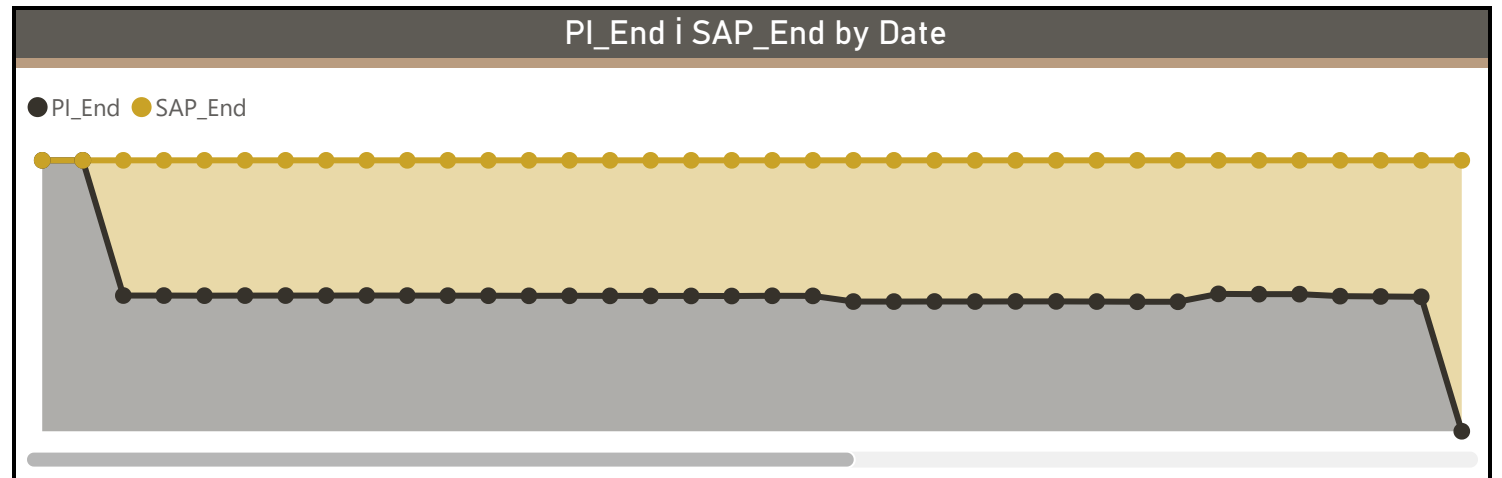
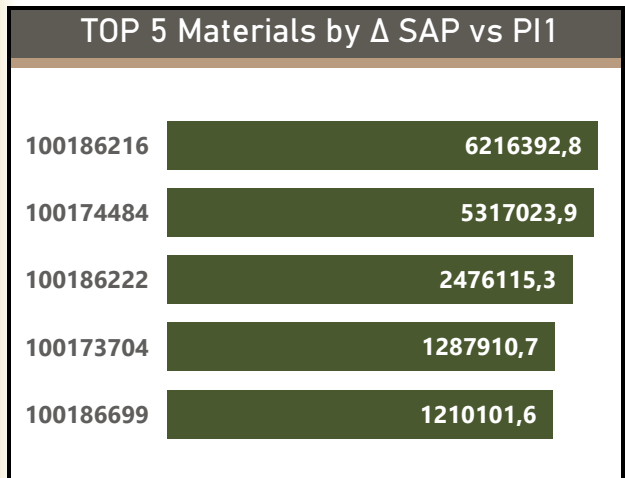
Main Indicators

- Date**
- 31.12.2025
 - 30.12.2025
 - 29.12.2025
 - 28.12.2025

- Plant**
- 1BFU
 - 1BFV

- Material**
- - 100131752
 - 100131758
 - 100131760
 - 100131761
 - 100131764
 - 100131766

Main Indicators					
PI_Begin 19 460,33	PI_End 18 031,44	SAP_Begin 19 460,33	SAP_End 17 596,22	SAP_Mov -1 864,11	Δ 435,22



Main Indicators by Plant & Material

Plant	PI_Begin	PI_End	SAP_Begin	SAP_End	SAP_Mov	ΔSAP vs PI1
<input type="checkbox"/> 1BFU	19 460,33	18 031,44	19 460,33	18 256,22	-1 204,11	224,78
<input type="checkbox"/> 100171351	19 460,33	18 031,44	19 460,33	18 256,22	-1 204,11	224,78
<input type="checkbox"/> 1BFV				-660,00	-660,00	-660,00
<input type="checkbox"/> 100171351				-660,00	-660,00	-660,00
Total	19 460,33	18 031,44	19 460,33	17 596,22	-1 864,11	-435,22

Період SAP: 01.11.2025 –
30.11.2025

PI Details


Main Indicators

PI Begin 19 460,33	PI End 18 031,44	Δ PI -1 428,89
------------------------------	----------------------------	--------------------------

Δ PI by Material

100186216	6216392,8
100174484	5317023,9
100186222	2476115,3
100173704	1287910,7
100186699	1210101,6

PI_Begin and PI_End by Date



Δ PI by Plant

1BFU	-1428,89
------	-----------------

Main Indicators by Plant & Material

Plant	PI Begin	PI End	Δ PI
1BFU	19 460,33	18 031,44	-1 428,89
100171351	19 460,33	18 031,44	-1 428,89
Total	19 460,33	18 031,44	-1 428,89

Date

- 31.12.2025
- 30.12.2025
- 29.12.2025
- 28.12.2025

Plant

- 1BFU
- 1BFV

Material

-
- 100131752
- 100131758
- 100131760
- 100131761
- 100131764

Період SAP: 01.11.2025 – 30.11.2025

SAP Movements Details

Main Indicators

SAP Begin
19 460,33

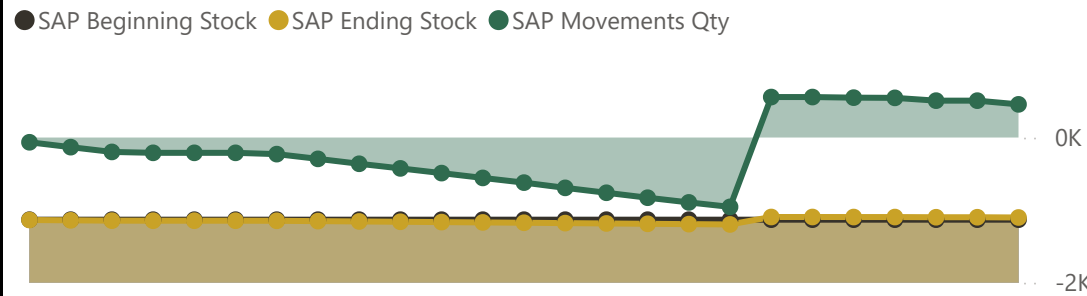
SAP End
17 596,22

△ SAP
435,22

SAP Mov
-1 864,11

PI End
18 031,44

SAP_Begin and SAP_End by Date



SAP Mov by Type Mov

Plant	101	201	261	262
1BFV	1 540,00	-2 200,00		
100171351	1 540,00	-2 200,00		
28.11.2025		-2 200,00		
19.11.2025	1 540,00			
Total	1 540,00	-2 200,00	-1 215,28	11,18

Main Indicators by Plant & Material

Plant	SAP Beginning Stock	SAP Ending Stock	SAP Delta	SAP Movements Qty
1BFV	19 460,33	18 256,22	-224,78	-1 204,11
100171351	19 460,33	18 256,22	-224,78	-1 204,11
1BFV		-660,00	660,00	-660,00
100171351		-660,00	660,00	-660,00
Total	19 460,33	17 596,22	435,22	-1 864,11

△ SAP by Plant



Date

- 31.12.2025
- 30.12.2025
- 29.12.2025
- 28.12.2025

Plant

- 1BFU
- 1BFV

Material

-
- 100131752
- 100131758
- 100131760
- 100131761
- 100131764
- 100131766

Період SAP: 01.11.2025 –
30.11.2025

SAP Stock Reconciliation

Main Indicators

SAP Begin
19 460,33

SAP Mov
-1 864,11

SAP End
17 596,22

△ SAP
435,22

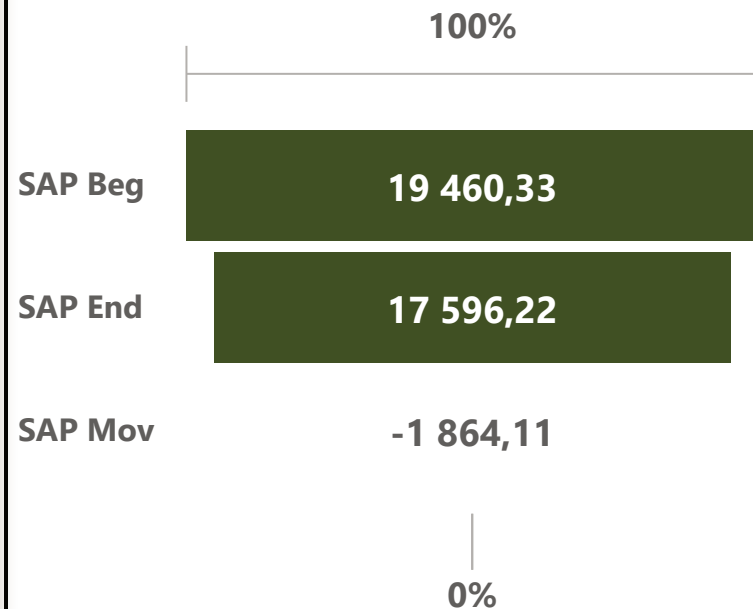
PI End
18 031,44

△ SAP vs PI
-435,22

Stock Reconciliation by Plant & Materia

Plant	SAP Beg	SAP Mov	SAP End	PI End	△ SAP vs PI
☐ 1BFV		-660,00	-660,00		-660,00
100171351		-660,00	-660,00		-660,00
☐ 1BFU	19 460,33	-1 204,11	18 256,22	18 031,44	224,78
100171351	19 460,33	-1 204,11	18 256,22	18 031,44	224,78
Total	19 460,33	-1 864,11	17 596,22	18 031,44	-435,22

SAP Stock Movement Breakdown



Date

- 31.12.2025
- 30.12.2025
- 29.12.2025
- 28.12.2025

Plant

- 1BFU
- 1BFV

Material

-
- 100131752
- 100131758
- 100131760
- 100131761
- 100131764
- 100131766

Період SAP: 01.11.2025 – 30.11.2025

Key Analyze – SAP vs PI


Main Indicators

SAP End
17 596,220

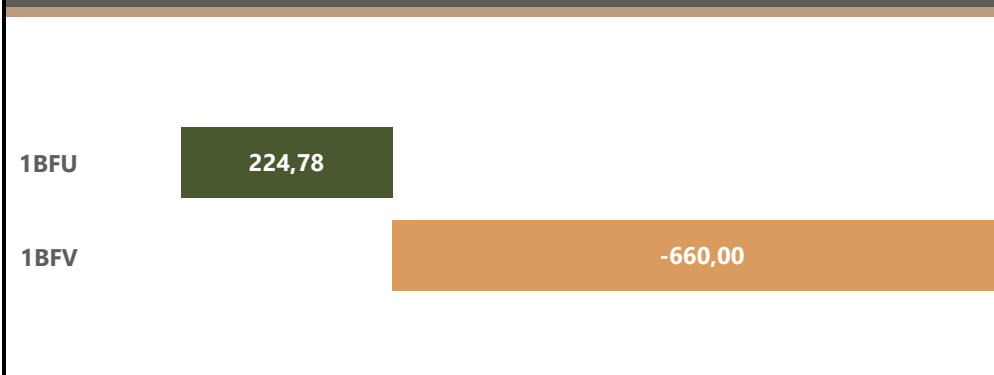
PI End
18 031,44

△ SAP vs PI
-435,219

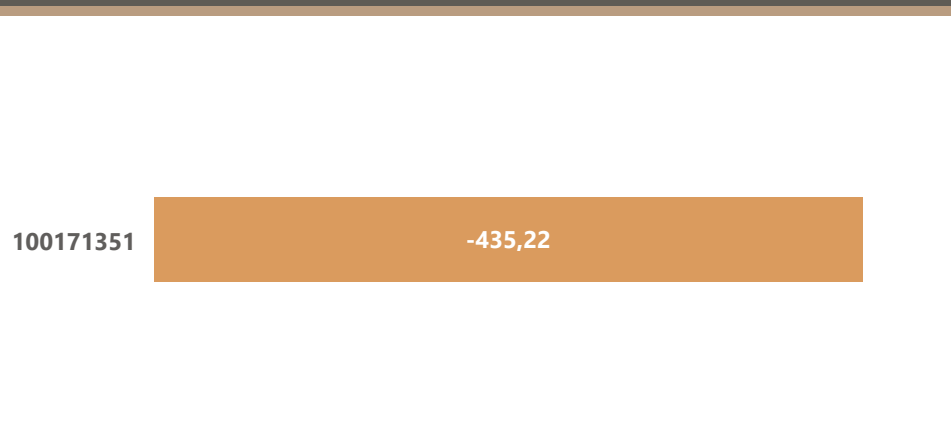
△ SAP vs PI by Date



△ SAP vs PI by Plant



△ SAP vs PI by Material



Main Indicators by Plant & Material

Key	SAP End	PI End	△ SAP vs PI
1BFU-100171351	18 256,22	18 031,44	224,78
1BFV-100171351	-660,00		-660,00
Total	17 596,22	18 031,44	-435,22

Date

- 31.12.2025
- 30.12.2025
- 29.12.2025
- 28.12.2025

Plant

- 1BFU
- 1BFV

Material

-
- 100131752
- 100131758
- 100131760
- 100131761
- 100131764
- 100131766

Період SAP: 01.11.2025 – 30.11.2025

Material Card

Main Indicators

SAP Begin
19 460,33

SAP Mov
-1 864,11

SAP End
17 596,22

PI End
18 031,44

△ SAP
435,22

Date

- 31.12.2025
- 30.12.2025
- 29.12.2025
- 28.12.2025
- 27.12.2025

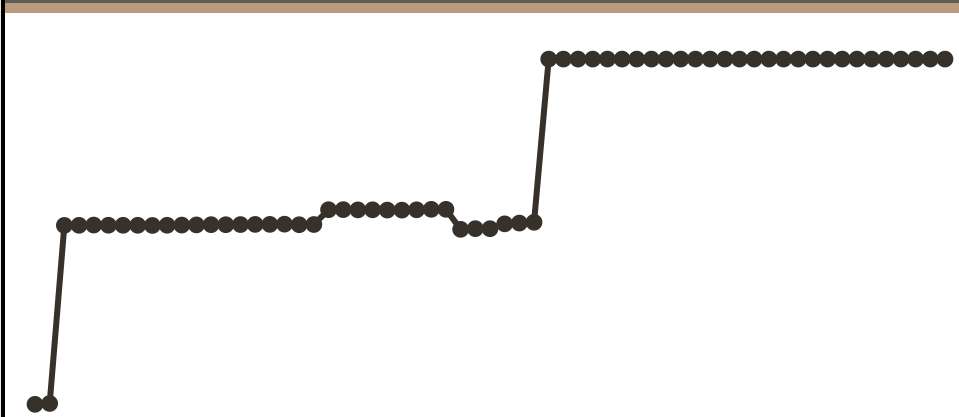
Plant

- 1BFU
- 1BFV

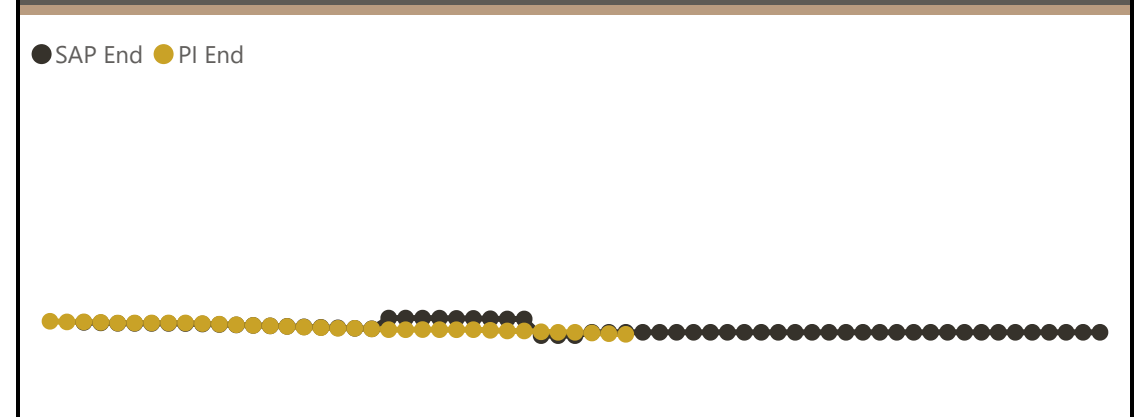
Material

-
- 100131752
- 100131758
- 100131760
- 100131761

△ SAP vs PI by Date



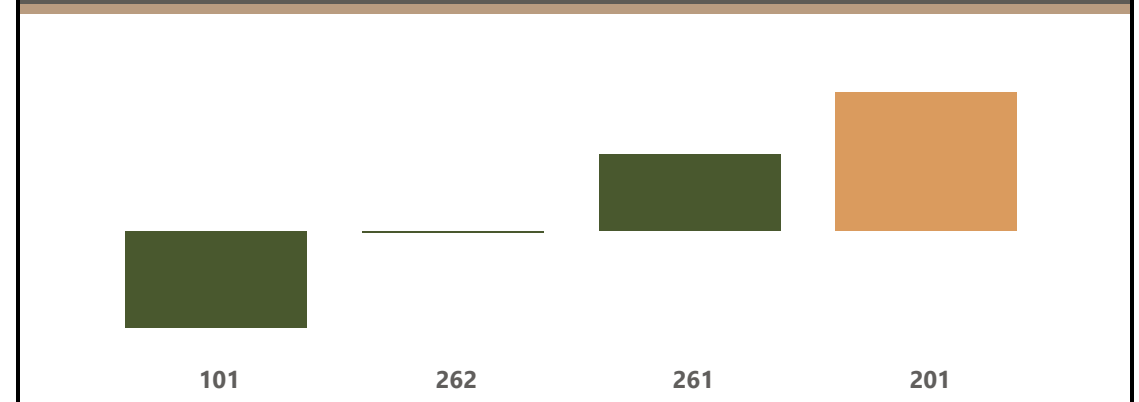
Trend SAP vs PI by Date



Main Indicators by Plant & Material

Posting Date	Movement Type	Sum of Quantity
01.11.2025	261	-65,44
02.11.2025	261	-67,27
03.11.2025	261	-76,96
03.11.2025	262	11,18
04.11.2025	261	-12,48
07.11.2025	261	-17,85
08.11.2025	261	-65,44
Total		-1 864,11

SAP Movements by Movement Type



Manual Stock Details

Main Indicators

Adjustment
15608,25

UOM,kg
69405,74

Plant

-
- 1BFS
- 1BFU
- 1BFV

Material

-
- 100131752
- 100131758
- 100131760
- 100131761
- 100131764
- 100131766
- 100131773
- 100132040
- 100132049
- 100160040
- 100160911

Manual Stock Details

Key	CC	SAP Material Description	UOM,kg	Adjustment	mvt
1BFS-100160987	101110280	ADD LECITHIN_SOY_INFANT_GRADE EMUL INTER	21120,00	165,87	202
1BFS-100160040	101110280	ADD LECITHIN_SUN_INFANT_GRADE EMUL INTER	9610,00	4511,65	202
1BFS-100186060	101110277	CRYSTL FOD 25KG BG SLD KS/HL	6025,00	0,00	202
1BFU-100186194	101110582	NYSOSEL 800 140KG DRM SLD	5600,00	0,00	202
1BFU-100160956	101110990	DL-ALFA-TOCOPHERYL ACETATE (1G=1000IU VIT.E) TRANSLATED DESC: DL-ALPHA-TOCOPHERYL ACETATE (1G = 1000IU E) AS	4270,00	0,22	201
1BFS-100171318	101110277	CA 50% FD 1000L CONT LIQ KS/HL	3137,50	738,89	202
1BFS-100160956	101110280	ADD A/O E306 IP-NATURAL_MIXED_70% TOC RC	3016,00	2613,38	202
1BFS-100160986	101110280	ADD A/O E304 ASCP FA AA ESTERS 726813	2980,00	555,57	202
1BFS-130022469	101110280	ADD A/E E322/E306/E304 TOC SF L46 EXTRFA	2520,00	373,83	202
1BFU-100174418	101110582	NICKEL_CATALYST PRICAT 9932 170KG DRM SL	2040,00	0,00	202
1BFS-100171337	101110275	SOD METHYLATE CRYSTL 5KG BG SLD	1820,00	101,30	202
1BFU-100160985	101110990	ADD A/O E321 20%_PRE-MIX_IN_OIL BHT 7267	1462,00	0,02	202
1BFU-100160986	101110990	ASCORBYL PALMITATE (E 304)	1110,74	0,11	201
1BFU-100186195	101110990	N1560 CRYSTL 25KG BG SLD KSHR	875,00	0,00	202
1BFU-100160924	101110990	VITABLEND 20	757,00	0,03	201
1BFS-100171315	101110277	DECALITE PWDR 16KG BG SLD	624,00	0,00	202
1BFU-100160988	101110990	ADD A/O E321 BHT 732009	480,00	0,30	201
1BFU-100160911	101110990	ADD A/O E306/E304 TOC EXTR FA ESTERS 126	460,00	110,00	202
1BFS-100160914	101110280	ADD M-DGLYR OF FA EMUL INTERSPEC_AD0095	445,00	3122,12	201
Total			69405,74	15608,25	

Період SAP: 01.11.2025 –
30.11.2025

Alerts

Main Indicators

SAP End
17 596,22

PI End
18 031,44

△ SAP vs PI
-435,22

- Date
- 31.12.2025
 - 30.12.2025
 - 29.12.2025
 - 28.12.2025

- Plant
- 1BFU
 - 1BFV

- Material
- - 100131752
 - 100131758
 - 100131760
 - 100131761
 - 100131764

Date	Alert_Type	Alert_SAP_vs_PI	Alert_Negative_SAP
<input type="checkbox"/> 30.11.2025			
<input type="checkbox"/> 1BFU			
100171351	SAP vs PI Mismatch	1	
<input type="checkbox"/> 1BFV			
100171351	Negative SAP Stock	1	1

Період SAP: 01.11.2025 –
30.11.2025

MACRO EXPORT

Movement Type

201

202

Date

29.11.2025

28.11.2025

27.11.2025

26.11.2025

Plant

1BFU

1BFV

Material

100171370

100171371

100171384

Plant Code	Material	Item Text	Document Header Text	Batch Number	Movement Type	Posting Date in the Document	Quantity in Unit of Entry	Storage Location
1BFS	100171370	Recon 1BFS-100171370	Inventory Reconciliation Adjustment		202	30.11.2025	9873,00	E105
1BFS	100171410	Recon 1BFS-100171410	Inventory Reconciliation Adjustment		202	30.11.2025	11667,13	E105
1BFS	100171415	Recon 1BFS-100171415	Inventory Reconciliation Adjustment		202	30.11.2025	56329,85	E105
1BFS	100171419	Recon 1BFS-100171419	Inventory Reconciliation Adjustment		202	30.11.2025	16352,40	E105
1BFS	100171420	Recon 1BFS-100171420	Inventory Reconciliation Adjustment		202	30.11.2025	10458,00	E105
1BFS	100172544	Recon 1BFS-100172544	Inventory Reconciliation Adjustment		202	30.11.2025	19665,84	E105
1BFS	130050364	Recon 1BFS-130050364	Inventory Reconciliation Adjustment		202	30.11.2025	49477,82	E105
1BFU	100171351	Recon 1BFU-100171351	Inventory Reconciliation Adjustment		202	30.11.2025	18031,44	E105
1BFU	100171371	Recon 1BFU-100171371	Inventory Reconciliation Adjustment		202	30.11.2025	45009,63	E105
1BFU	100171410	Recon 1BFU-100171410	Inventory Reconciliation Adjustment		201	30.11.2025	2,53	E105
1BFU	100171415	Recon 1BFU-100171415	Inventory Reconciliation Adjustment		202	30.11.2025	43848,44	E105