

Cipriotti

G E N E R A L I N S T R U C T I O N M A N U A L



Thank you for purchasing your new Apriori toothbrush and toothbrush holder!

We hope you will enjoy the experience of owning and using your beautiful new product. When used carefully, your toothbrush and stand may be used for a lifetime, giving you unlimited pleasure and satisfaction.


Your toothbrush comes packaged in a beautifully designed box that can also be used as a travel case, giving you a practical and stylish way of taking it with you wherever you go in the world.

We recommend that you change the head on your toothbrush once every two – three months. Your toothbrush is sold with two spare heads, one medium and one soft, ensuring you can choose exactly the right one for you.

Spare heads are sold in a two-pack of either soft or medium bristles, so you can order the firmness that you prefer. Order online via our website **www.apriori.global** or from any of our retail partners listed on our website.

For any other questions or inquiries concerning your Apriori products, get in touch via the ‘contact us’ section on our website: **www.apriori.global**

We wish you all the very best – after all, as the new owner of an Apriori toothbrush, you’ve got plenty of reasons to keep smiling!




The major benefit of our design is the ability to replace the brush head on a regular basis without having to replace the handle.



Remove the brush head from the packaging;



While holding down the sprung release button,



Slide the brush head fully into the socket,



Until the release button returns into the aperture of the brush head.



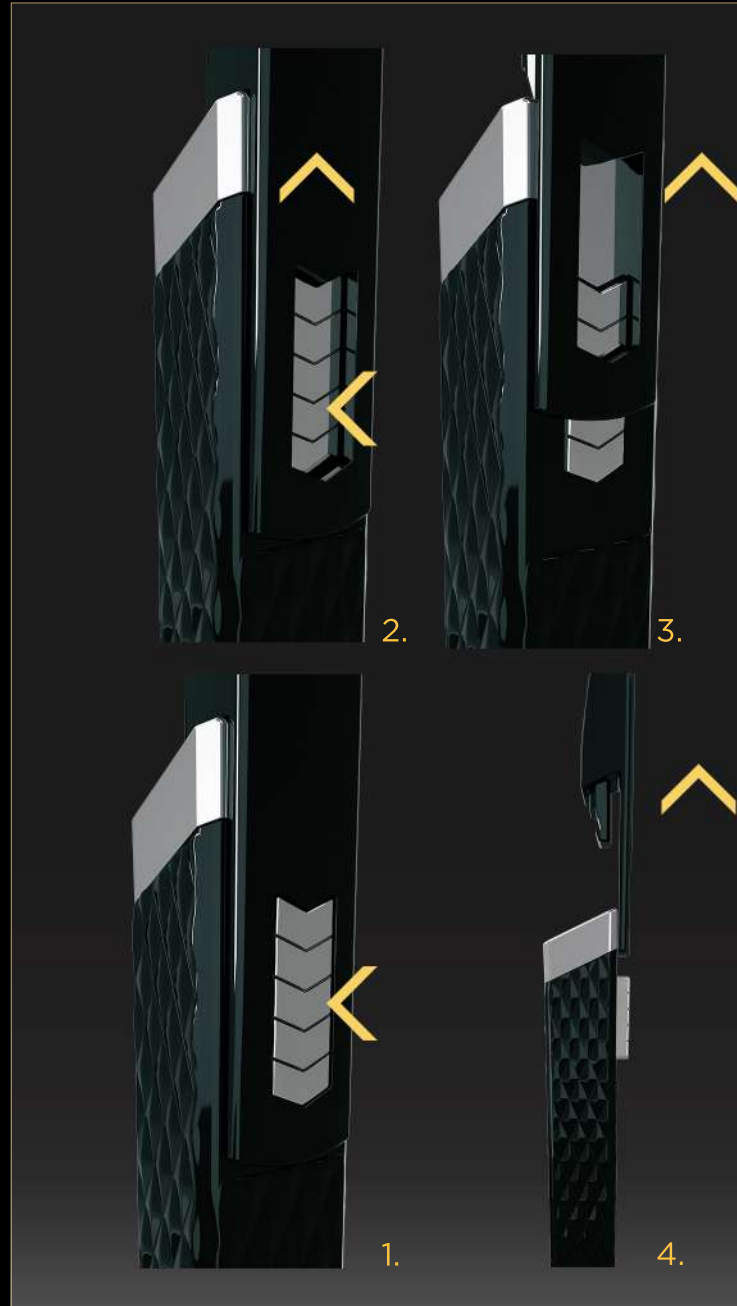
The button should be parallel to the surface of the brush head when correctly fitted.




If it is not, press the end of the release button that is furthest from the brush head and it should click into place.



The brush head should then be fixed firmly.



Removal of the brush head is a reversal of the operation shown on a previous page. The release button should be fully depressed and the brush head pulled out of the socket. Please exercise care and remove the brush head away from the direction of the face.



The best place to store your Apriori toothbrush is an elegant Apriori toothbrush holder.

Please dispose of all brush heads safely and hygienically.

Warranty

Your product carries a one-year warranty covering all manufacturing defects during normal usage. If any problems occur please notify Apriori via the 'Contact Us' form on our website www.apriori.global and we will arrange for collection and repair, or complete replacement.

After the first year, Apriori service centres will continue to look after your product for a modest service charge.

Components of your Brush and Stand

Depending on which model you have purchased, these products are crafted in a number of specialist materials:

Yttrium stabilised zirconia* (ceramic)
 Forged carbon fibre* (hi-tech)
 316L stainless steel (marine grade PVD coated in gold, chrome or black)
 18K gold*
 Platinum*

For hygiene reasons, the brush is a detachable element and should be replaced every three months. These can be purchased from our retail outlets or our online store.

Care of your Brush Handle and Stand.

Avoiding Risk of Breakage

While YSZ ceramic is extremely resilient and tougher than conventional ceramic, it still retains a level of brittleness, and if dropped onto a hard surface such as a tile floor or ceramic bowl, both product and surface may sustain damage, or shatter.

If breakage occurs, please exercise extreme care in removing all fragments and disposing of them safely.

Avoiding Risk of Injury

You will notice that your ceramic handle, ceramic stand, or carbon fibre stand has some weight. In the bathroom, where it is normal to have unprotected feet, dropping these products may result in serious injury. Care should be taken in their use and placement. The stand has a non-slip underside, but it is essential that it is placed on a flat surface to avoid the risk of it toppling over.

Our forged carbon fibre is formed at an extremely high temperature and pressure. It is perfectly safe to use – however, if the surface should be broken or damaged in any way the open strands may cause injury. Please inspect your product regularly and if you notice any changes, or have any cause for concern, please contact your local service centre or Apriori directly via our website.

Please ensure that the brush head is fitted correctly to avoid injury.

The disposable brush heads are produced to the highest standards from advanced copolymers specifically formulated for dental hygiene applications. As with all such dental products we recommend that the user carry out a cursory visual inspection prior to use. If there are any concerns, the head should not be used, and it can be returned to Apriori for replacement.

Replacing the Disposable Brush Head

The major benefit of our design is the ability to replace the brush head on a regular basis without having to replace the handle.

To attach the brush head, remove from the packaging, and while holding down the sprung release button, slide the brush head fully into the socket until the release button returns into the aperture of the brush head. The button should be parallel to the surface of the brush head when correctly fitted. If it is not, press the end of the release button that is furthest from the brush head and it should click into place. The brush head should then be fixed firmly.

Removal of the brush head is a reversal of the above operation. The release button should be fully depressed and the brush head pulled out of the socket. Please exercise care and remove the brush head away from the direction of the face.

Please dispose of all brush heads safely and hygienically.

Cleaning of Your Product

Every Day

Toothpaste has a tendency to collect in cracks and crevices, and set hard. We recommend that after each use, the brush is rinsed in warm tap water using a gentle agitation. After a brush head has been removed, and before fitting a new brush head, we recommend that you repeat the warm water rinse, but whilst repeatedly pressing the release button.

Weekly

We recommend that you periodically rinse the stand in warm water.

Monthly

We recommend that, with the brush head removed, all components are rinsed in a mild sterilising solution, or warm water and Milton or similar sterilising fluid.

When Travelling

We recommend that you rinse and thoroughly dry your toothbrush and stand before packing it in its travel case.

BE YOURSELF. BE UNIQUE.
EXPERIENCE THE EXCEPTIONAL EVERYDAY.

Apriori