

# Presentation Unit 4 Final

 andreypospelov2002@gmail.com (без совместного доступа) [Сменить аккаунт](#)



\* Обязательно

First name, last name, student group \*

Мой ответ

Task 1. Choose one of the options to fill in the gaps

1. Since last year the sales have increased \_\_\_\_ 5%. \*

- ☐ in
- ☐ by
- ☐ at
- ☐ on



Отправить запрос



2. The biggest segment of the pie chart indicates the \_\_\_\_ of the students aged 18. \*

- ☐ percentage
- ☐ percent
- ☐ amount fi
- ☐ gure

3. The \_\_\_\_ in the bottom right corner shows which colour represents which age group. \*

- ☐ figures
- ☐ percent
- ☐ graph
- ☐ key

4. If you look at the pie chart, you will see that the number of students aged over 25 \_\_\_\_ for only 3%. \*

- ☐ accounts
- ☐ amounts
- ☐ totals
- ☐ reaches



Отправить запрос



5. The \_\_\_\_ biggest area shows the amount of time spent on studying. \*

- ☐ most
- ☐ highest
- ☐ first
- ☐ second

6. \_\_\_\_ we can see that the activity is increasing, we haven't yet reached the desired goals. \*

- ☐ Therefore
- ☐ Despite
- ☐ Although
- ☐ Nevertheless

7. Last year more than 1000 students \_\_\_\_ our University. \*

- ☐ have entered
- ☐ entered
- ☐ was entered
- ☐ has entered



Отправить запрос



8. More than three quarters of our students \_\_\_\_ a plane. \*

- ☐ have never flew
- ☐ never flew
- ☐ never flies
- ☐ **have never flown**

9. Unfortunately, the students' grades have slightly \_\_\_\_.

- ☐ hit a low
- ☐ plunged
- ☐ **declined**
- ☐ rocketed

10. In July the figures \_\_\_\_ the record level of 15%. \*

- ☐ have reached
- ☐ reaches
- ☐ **reached**
- ☐ was reached

11. Fifteen American states have \_\_\_\_ the minimum sales age for tobacco to 21. \*

- ☐ risen
- ☐ **raised**
- ☐ rose
- ☐ rise



Отправить запрос



12. Global average life expectancy \_\_\_\_ by 5.5 years between 2000 and 2016. \*

- ☐ have risen
- ☐ rise
- ☐ raised
- ☐ **rose**

13. Cyber attacks can potentially \_\_\_\_ a number of different types of losses. \*

- ☐ result
- ☐ **cause**
- ☐ result from
- ☐ lead

14. In software, failure occurs \_\_\_\_ bugs or errors that get introduced during the design and development process. \*

- ☐ as
- ☐ since
- ☐ because
- ☐ **due to**



Отправить запрос



15. Italy has seen \_\_\_\_ in its e-commerce industry over the last couple of years. \*

- ☐ significantly growth
- ☐ **significant growth**
- ☐ grow significantly
- ☐ grow significant

Task 2. 16. Choose all items that mean UPWARD movement

	Yes
<b>I n c r e a s e</b>	<input type="radio"/>
f l u c t u a t e	<input type="radio"/>
<b>g r o w</b>	<input type="radio"/>
d e c l i n e	<input type="radio"/>
<b>r e c o v e r</b>	<input type="radio"/>
<b>c l i m b</b>	<input type="radio"/>
p l u n g e	<input type="radio"/>
<b>d o u b l e</b>	<input type="radio"/>



Отправить запрос



17. Choose all items that mean DOWNWARD movement

Yes

d e c r e a s e

☐

d e c l i n e

☐

f l u c t u a t e

☐

p l u n g e

☐

r e c o v e r

☐

s l u m p

☐

e x p a n d

☐

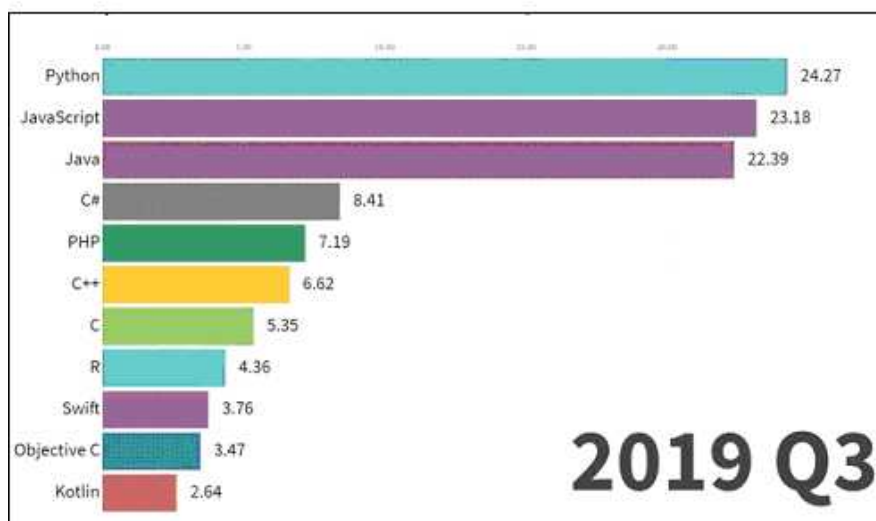
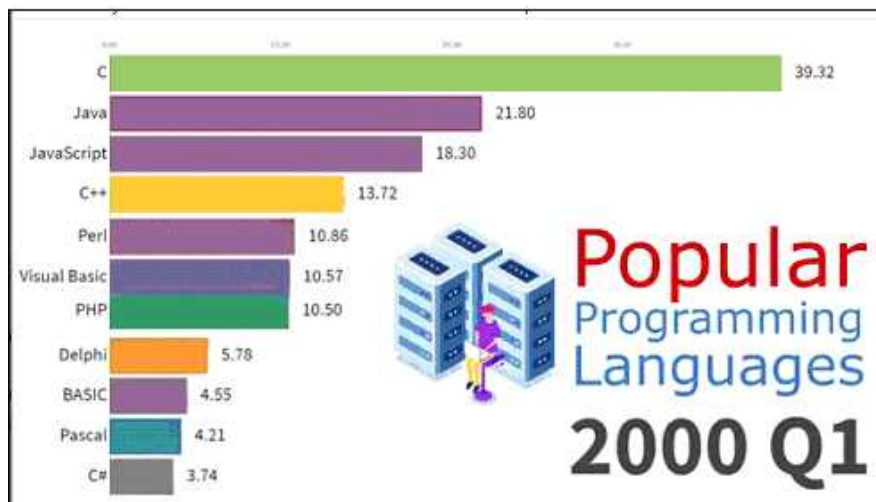
r e d u c e

☐

Отправить запрос



Task 3. Analyse the charts and the text below. Fill in the gaps in the text with the NUMBER of the word or expression given after the text.



Let us now (18) another point which is the popularity of the programming languages. This slide shows how the ratings of the top 11 languages have changed (19) 2000. Overall, it is evident that users' preferences have altered (20). If we look at the highest rankers, we can see that 20 years ago the only incontestable leader was programming language C (21) over 38%, (22) today its popularity constitutes a little more than 5%. (23), nowadays there are three forwards with almost the same figures – around 22-24%. It is interesting to note that the favourite today is the language (24), which didn't even enter the top list back in 2000. Remarkable also is that Java and JavaScript steadily follow the leader, yet they have changed their places in the rating. One can also note that the popularity of C# has (25) from the last place in 2000 with nearly 4% to the forth place today, but only (26) less than 5%. At the same time, the use of C++ has almost (27) during this period and is now only about 6.5%. It is also worth noting that some of the languages, such as Perl, Visual Basic, Delphi or Pascal, which were relatively popular at the beginning of the 21<sup>st</sup> century, have (28) disappeared from the rating in 2019. To conclude, the IT sphere has seen (29) changes in the last 20 years and is unlikely to stop evolving. (30) to be competitive in this ever evolving field, one has to be a constant learner.



Отправить запрос



1 – totally; 2 – whereas; 3 – by contrast; 4 – dramatically; 5 – with; 6 – that is why; 7 – risen; 8 – since; 9 – Python; 10 – turn to; 11 – significant; 12 – by; 13 – halved

Gap 18. \*

Мой ответ

**examine**

Gap 19. \*

Мой ответ

**since**

Gap 20. \*

Мой ответ

**significantly**

Gap 21. \*

Мой ответ

**accounted**

Gap 22. \*

Мой ответ

**whereas**

Gap 23. \*

Мой ответ

**respectively**



Отправить запрос



Gap 24. \*

Мой ответ

**Python**

Gap 25. \*

Мой ответ

**risen**

Gap 26. \*

Мой ответ

**slightly**

Gap 27. \*

Мой ответ

**halved**

Gap 28. \*

Мой ответ

**completely**

Gap 29. \*

Мой ответ

**significant**

Gap 30. \*

Мой ответ

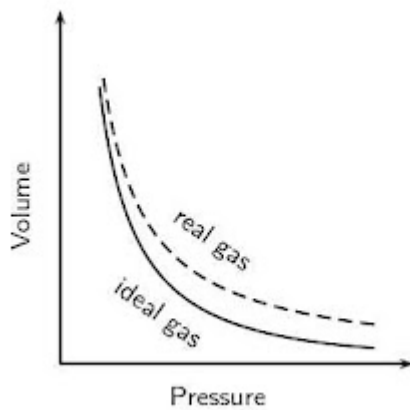
**In order to**



Отправить запрос



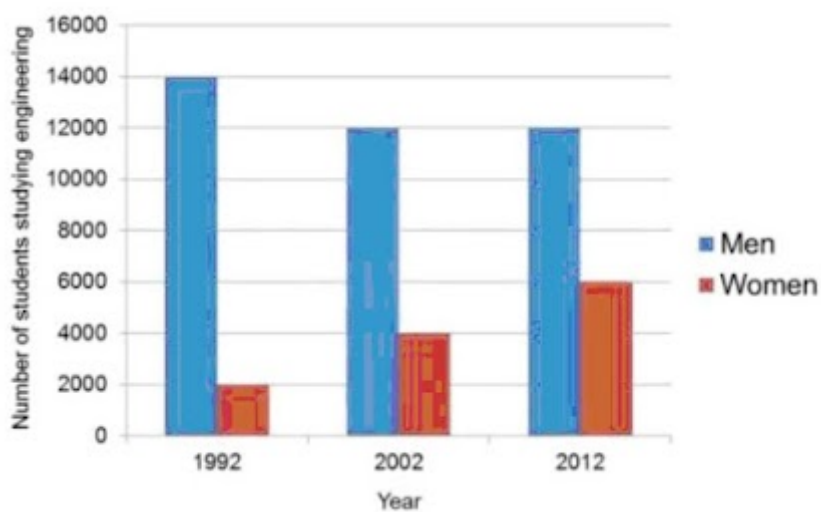
Task 4. Have a look at the following graph



31. Choose one of the options that describes the graph \*

- ☐ A decrease in container volume increases gas pressure.
- ☐ Increase in volume produces increase in pressure.
- ☐ An increase in temperature of a gas in a rigid container increases the pressure.
- ☐ The bigger the volume of a container. the higher the pressure.

Task 5. Analyse the following diagram



Отправить запрос

## 32. Choose options that are TRUE for the diagram

TRUE

Men continue to make up the majority of students.

☐

The proportion of female students increased significantly.

TRUE

☐

The number of female students grew steadily by 1000 each year.

☐

The number of female students quadrupled in 20 years.

☐

In 2002 there were 3 times as many male students as female students.

TRUE

☐

There was a dramatic decrease in the number of men studying engineering.

☐

## Task 6. Follow the link and complete the task after listening

[https://drive.google.com/file/d/1CQpdSwPCJZxH\\_3XiMnfsBoHQdGbZuySc/view?usp=sharing](https://drive.google.com/file/d/1CQpdSwPCJZxH_3XiMnfsBoHQdGbZuySc/view?usp=sharing)



Отправить запрос



Do the following statements agree with the information in the audio? \*

		TRUE	FALSE
The man talks about his company's sales in three years	FALSE	<input type="radio"/>	<input type="radio"/>
The sales are falling	TRUE	<input type="radio"/>	<input type="radio"/>
He suggests looking at the third graph	FALSE	<input type="radio"/>	<input type="radio"/>
The market share decreased by two percent	FALSE	<input type="radio"/>	<input type="radio"/>
The lady presents some slides	TRUE	<input type="radio"/>	<input type="radio"/>
She illustrates a bad example of communication process	FALSE	<input type="radio"/>	<input type="radio"/>
Some research has been done recently	TRUE	<input type="radio"/>	<input type="radio"/>
Good communication is important to motivate staff	TRUE	<input type="radio"/>	<input type="radio"/>

Thanks for your answers. Good luck

Отправить

Очистить форму

Никогда не используйте формы Google для передачи паролей.

Компания Google не имеет никакого отношения к этому контенту. [Сообщение о нарушении](#) - [Условия использования](#) - [Политика конфиденциальности](#)

Google Формы



Отправить запрос





 [Отправить запрос](#)