

# Quality Control

## Project Status

- Completed
- Construction
- Lost
- On Hold

## Unit

Kiwali

Nagpur

## Year

- 2021
- 2022
- 2023
- 2024
- 2025

## Product Type

- BT1500
- Beam
- BT1500
- BT1850
- IB850
- RAFTER
- STAIRCASE

## MIN: Test Results

<b>39,30</b> Min fcu_1d_(AC)	<b>130,00</b> Min fcu_2d_27d_(HT)	<b>8,01</b> Min fcfm_el_28d_(SC)	<b>19,30</b> Min fcfm_28d_(SC)
---------------------------------	--------------------------------------	-------------------------------------	-----------------------------------

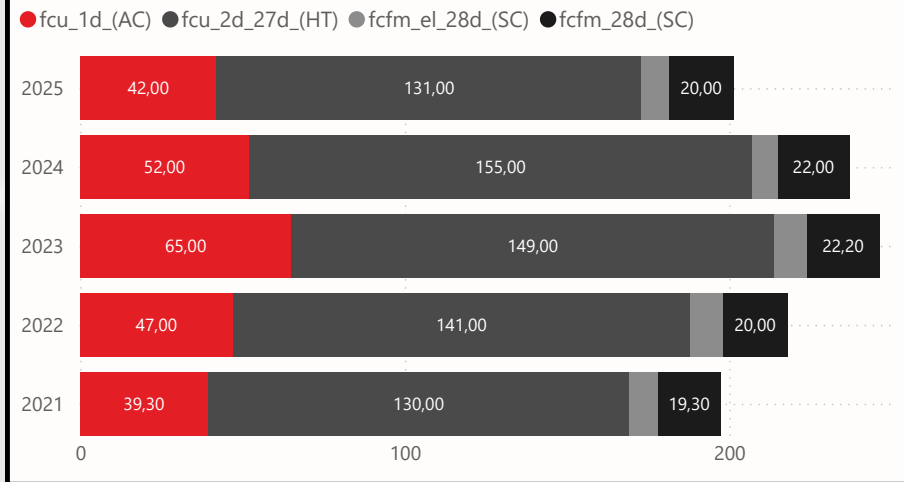
## MAX: Test Results

<b>7,25 тис.</b> Max fcu_1d_(AC)	<b>178,00</b> Max fcu_2d_27d_(HT)	<b>1,17 тис.</b> Max fcfm_el_28d_(SC)	<b>43,31</b> Max fcfm_28d_(SC)
-------------------------------------	--------------------------------------	--	-----------------------------------

## AVG: Test Results

<b>1,83</b> Avg fcu_1d_(AC)_LOG	<b>161,35</b> Avg fcu_2d_27d_(HT)	<b>11,61</b> Avg fcfm_el_28d_(SC)	<b>26,61</b> Avg fcfm_28d_(SC)
------------------------------------	--------------------------------------	--------------------------------------	-----------------------------------

## MIN: fcu\_1d\_(AC), fcu\_2d\_27d\_(HT), fcfm\_el\_28d\_(SC), fcfm\_28d\_(SC)



Test Results, MIN

Test Results, MAX

Test Results, AVG

## MIN: Test Results

Date	fcu_1d_(AC)	fcu_2d_27d_(HT)	fcfm_el_28d_(SC)	fcfm_28d_(SC)
27.10.2021	76,00	147,00	9,10	29,10
30.10.2021	59,00	178,00	9,10	29,50
31.10.2021	69,00	146,00	10,10	29,50
01.11.2021	73,00	160,00	10,00	28,20
09.11.2021	56,00	155,00	8,70	26,40
15.11.2021	61,00	136,00	9,10	24,40
20.11.2021	39,30	138,00	9,00	23,70
29.11.2021	57,00	159,00		30,00
30.11.2021	48,00	130,00	11,01	
05.12.2021	47,00	137,00	10,00	21,30
12.12.2021	47,00	142,00	12,00	24,23
26.12.2021	50,00	140,00	10,00	19,30
31.12.2021	50,00	149,00	9,21	20,00
05.01.2022	51,00	141,00	10,00	21,00
14.01.2022	47,00	143,00	10,40	20,00
18.01.2022	52,00	146,00	10,40	26,00
<b>Total</b>	<b>39,30</b>	<b>130,00</b>	<b>8,01</b>	<b>19,30</b>

# Volume of UHPC

Month

Yci



Year

2021

2022

2023

2024

2025

Batch

2850

Volume

19,62 ТИС.

Unit

Kiwali

Nagpur

Project Status

Completed

Construction

Lost

On Hold

Product Status

Lost

Recasted

Rejected



Total Volume за категорією Month Short і Unit

● Kiwali ● Nagpur



Total Batches за категорією Month Short і Unit

● Kiwali ● Nagpur



Volume of UHPC by Project status

Unit	Kiwali					Nagpur		
	Project Status	Lost	Recasted	Rejected	Saleable	Total	Saleable	Total
<input type="checkbox"/> Construction			8,10	18,50	6 988,26	7 014,86	4 982,15	4 982,15
INDORA FLYOVER - NAGPUR					1 002,15	1 002,15	4 874,55	4 874,55
TURBHE ROB - Flyover				5,90	1 725,37	1 731,27		
Missing Link Project on Mumbai Pune Expressway			8,10	2,60	1 256,90	1 267,60		
Port Road Convent Nagar 1+220/215 (RP29-RP30, RP30-31)					492,65	492,65		
Rewa Project - MADYA PRADESH (central India)					375,35	375,35		
Minor Bridge on Palkhi Marg Diveghat					326,75	326,75		
JM Mhatre -4 (93+150)					297,00	297,00		
JM Mhatre -2 (84+637)					282,09	282,09		
JM Mhatre - 1 (83+982)					266,44	266,44		
Port Road Convent Nagar 2+465/447 (LP43-44, RP68-69)					200,50	200,50		
Port Road Convent Nagar 0+458 (RP8-9)					199,25	199,25		
Bhatsa -Mumbai BHA/1+100				10,00	172,00	182,00		
Formula 3 - Pit Building, Fuel Station, Hospital					163,01	163,01		
Port Road Convent Nagar 0+433 (LP7-LP8)					131,00	131,00		
<b>Total</b>		<b>33,80</b>	<b>8,10</b>	<b>171,88</b>	<b>14 385,73</b>	<b>14 599,51</b>	<b>4 982,15</b>	<b>4 982,15</b>



# Detalization 2022

## Main Indicators

**1,61 тис.**  
Total Volume

**237**  
Total Batches

**235,21**  
Avg Flow (mm)

**19,74**  
Avg UHPC Temp (°C)

**Unit**

Kiwali

---

**Product Status**

Rejected

Saleable

---

**Project Status**

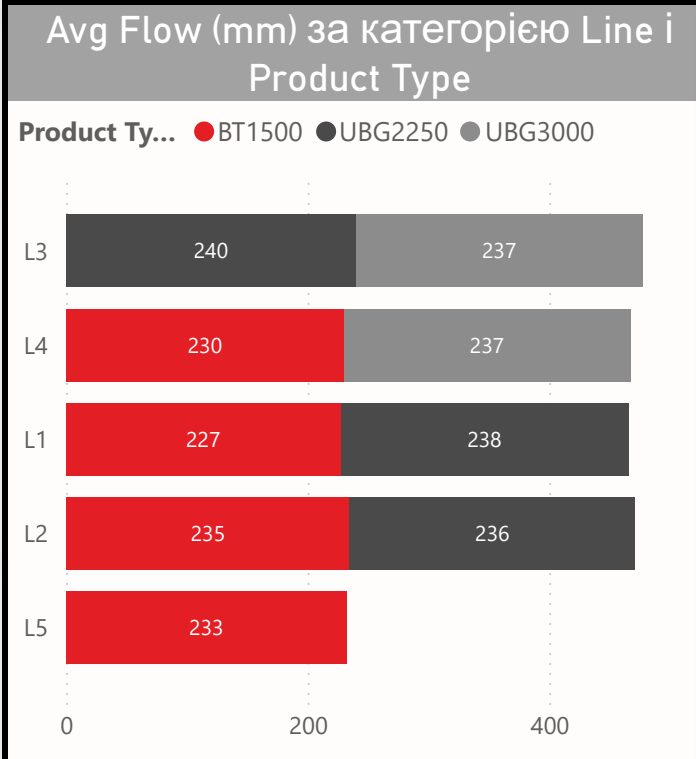
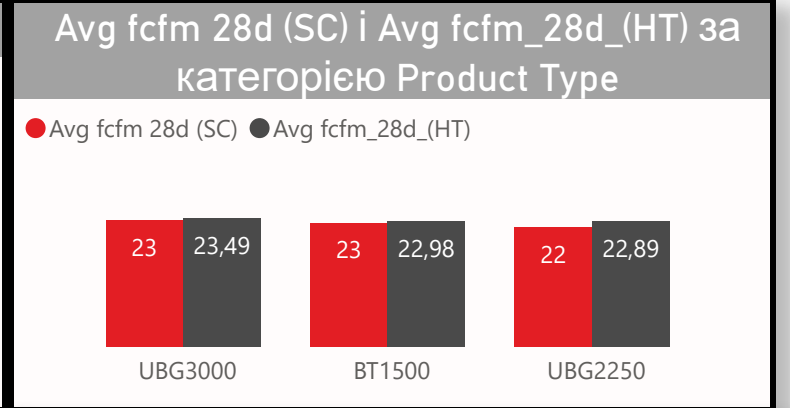
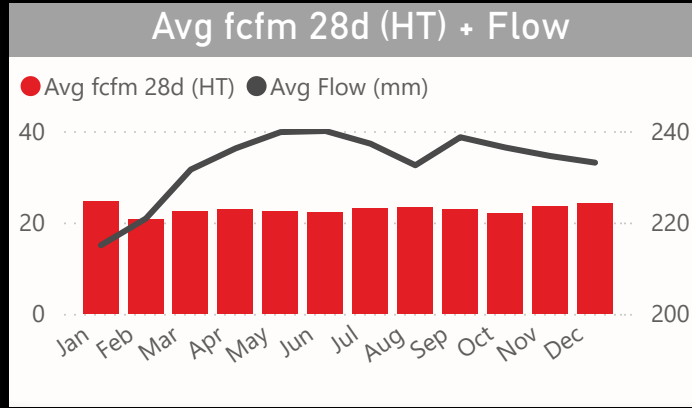
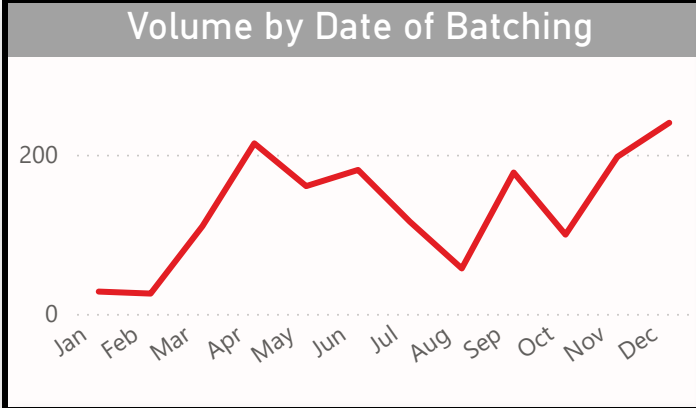
Completed

Lost

---

**Project Status**

Yci



### Avg fcu\_2... Avg fcf... Avg fcf... Avg fcu\_1...

Month	Avg fcu_2...	Avg fcf...	Avg fcf...	Avg fcu_1...
Jan	145,20	10,45	22,38	52,20
Feb	150,00	10,72	22,77	56,50
Mar	146,69	10,99	22,14	66,42
Apr	147,17	10,58	21,33	71,56
May	151,38	10,60	21,49	74,86
Jun	152,25	10,63	21,10	80,25
Jul	151,67	10,65	22,34	80,22
Aug	151,75	10,84	22,31	81,63
Sep	149,23	10,50	22,80	76,86
Oct	151,44	10,50	22,42	95,06
Nov	153,78	10,59	23,22	74,19
Dec	151,28	10,53	23,67	72,00

Product Type	Avg Flow (mm)	Avg UHPC Temp (°C)
UBG2250	238,30	20,99
UBG3000	237,22	19,37
BT1500	231,94	18,71
<b>Усього</b>	<b>235,21</b>	<b>19,74</b>