



Start the Odyssey in 3, 2, 1...

Hi! You probably know that tomorrow will start the Arbitrum Odyssey event. All channels and influencers recommend participating for a generous airdrop and additional bonuses. We also say — do not skip it. Despite the length and number of projects involved in the Odyssey, it's still:

- easy for beginners;
- suitable for low banks;
- doesn't take much time.

The participants' only cost is a fee for swaps and NFT claims, but the community expects rewards that will give at least a few X's for their spent funds. Let's go?

Who and why launch the Odyssey?

The L2 solution for Ethereum Arbitrum launched recently, so the Odyssey should help users easily explore the new network and the project to attract new users.

The idea is simple — Arbitrum's team offers you to use the top projects of the network to see how they work and what is different from the activities on the Ethereum network (fees). And Arbitrum is ready to give you rewards for activities: first NFT, and then additional benefits for NFT-holders.

It is possible that after the Odyssey, many of you will decide to migrate from Ethereum to Arbitrum. At least until Ethereum merges with PoS and the network fees drop.

What do I need to do?

Okay, there's really nothing the average crypto enthusiast can't do. You just need to swap, claim, or trade. The Odyssey will continue for 8 weeks:

- 1 week — Bridge Week (below).
- 2-8 weeks — every week 2 project-participants issue 1 task for users.





As you can see, nothing complicated. The list of Odyssey participants includes exchanges, NFT marketplaces, DEXs, and lending protocols. Many of you already have experience using such platforms.

You can claim NFT for each completed task. There will be 17 NFTs in total:


- 1+1 bonus for the first week.
- 14 NFT for 2-8 weeks.
- 1 bonus for those who collect at least 13 NFT.

Bridge week

The first week of the Odyssey is called "Bridge Week." During it, users need to:

- Just transfer any amount of ETH to the Arbitrum network via a supported bridge or exchange/ramp.

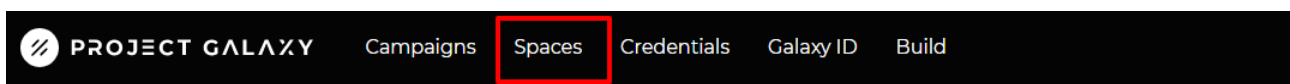
Here is a list of supported bridges:



After completing the task, you can claim your first week's NFT and get the bonus NFT. You need to transfer ETH over the bridge that will become the most often used to get the bonus.

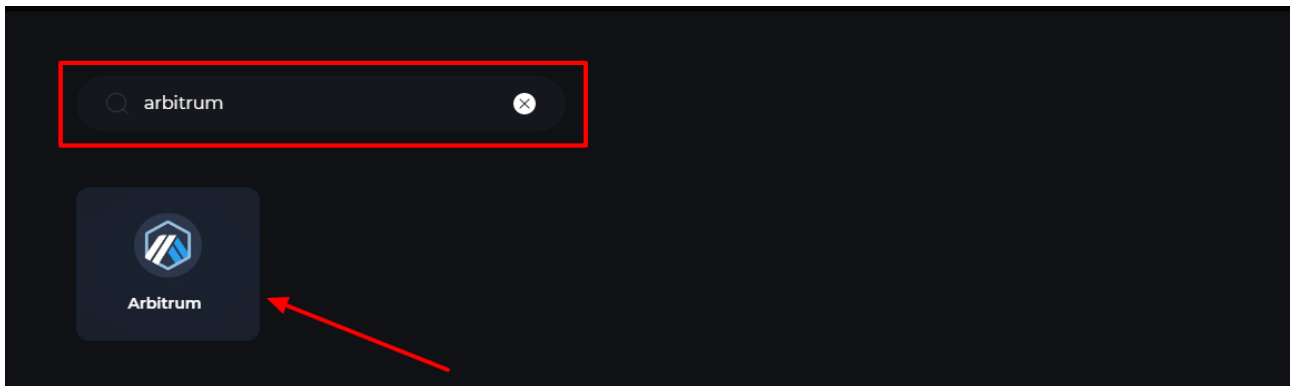
How to claim NFT

You can get your NFT on the Galaxy site. To go to the target page, just click [here](#) or switch to Galaxy.eco, then click the Spaces tab:





And search for Arbitrum:



The campaign for Arbitrum Odyssey is not yet included in the campaign list (it will appear after the launch on June 21), but you can already check the smart contract of Arbitrum Odyssey NFT.

Follow the announcements at:

- [Arbitrum Discord](#)
- [Arbitrum Twitter](#)