



**ACTIVITIES TO  
PRACTICE**

**MAKE**

**OR DO**





# ACTIVITY DESCRIPTION



Subject: English

Topic: Make/do collocations


Focus and Goals:

To provide further practice on make/do collocations, do a revision, promote speaking in your classroom and make your students know each other a bit closer


Materials Needed:

printed cards, worksheets and matching activities

Instructions:



First, teach/revise the collocation. You can either provide your students with the table that you will find after instruction pages, and work with it as a class, or make it a group sort activity: cut out all the words and ask your students to group sort them in corresponding columns.



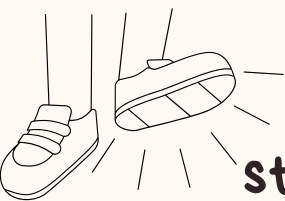
Instructions continued:



- After that, you may play a crocodile game. Students take a word/phrase and have to mime it, their peers have to guess the word and then say which verb it collocates with: make or do. You may even ask them to make their own sentences with the phrase they guessed.

- If you want to drill the collocations, say to your class that if the word is used with "do", they have to clap their hands. If it goes with "make", they stomp their feet (you may come up with your own moves). Then you have to say the phrase and your class has to respond with the move, e.g. you say "money", they stomp their feet, etc. you may also put them in pairs, groups to do it.

- Also, if you want to make it more active, create make/do corners: place the sheets of paper with make/do in different corners of the class, read the word aloud and you students have to go and touch the corresponding word.




Instructions continued:

## Question cards


- To work with them you can simply cut them out, distribute between your students, put them in pairs, mini-groups. Ask each student to read their gapped question to the partner (without showing them the card). The partner has to say the correct verb in the correct form (!). Then partners have to answer the question.



- Another option is to cut out the cards and cut off or fold the parts with the answers, so that student first decide what verb goes into each space, then you will have to check it as a class, and afterwards get your students discuss the questions.
- One more way to do it is to organize a mingling activity or onion discussion. You may ask your students to take a card and ask ask all/5/10 people in the class (you decide), and also take notes on their answers (provide your students with pieces of paper).




Instructions continued:



- Or organize your students in two circles (inner and outer) so that people from inner circle stand face to face with the people from outer circle. Give each student a question/some questions and tell them to ask the person they are facing their question. Set a 1-minute timer. When the time's up, outer circle students have to move clockwise to the next person from the inner circle, ask questions again. Continue until everyone is facing their initial partner. Allow your students 1-2 minutes to share with their initial partners information they have found out about other students.



P.S. There are much more ways to use this activity, it's up to you and your creativity 🧡



do	make
Shopping	Cake
Nothing	Breakfast, lunch, dinner
One's hair	War
Job	Mistake
Ironing	Fire
Well/badly at school	Noise
A favour	Decision
	Bed
	Money

How often and where  
do you  
-----shopping?




Answer: do

Do you know how  
to----- a cake?  
Tell a recipe.



Answer: make

What is the fastest  
way to -----  
money?



-----

Answer: make

If someone asks you  
to ----- them a  
favour, what will  
you say?



-----

Answer: do

Did/do you -----  
well at school?



Answer: do

Do you sometimes  
forget to -----  
your bed? Why?



Answer: make

Why did you -----  
a decision to learn  
English?



-----

Answer: make

Have you ever  
----- noise in a  
public place? Why?



-----


Answer: made

Do people \_\_\_\_\_ ironing in  
your country? In which  
countries people  
don't \_\_\_\_\_ it?



Answer: do, do

Do you know how to  
\_\_\_\_\_ fire?  
Tell how.




Answer: made

Which job is the most  
difficult to -----  
Why?



Answer: do

Why do people -----  
mistakes in tests?



Answer: make

Is it hard for you to  
----- your hair?



Answer: do

Why do people -----  
wars?



Answer: make

What do you usually  
----- for  
breakfast/lunch/dinner?



Answer: make

Do you like -----  
nothing?



Answer: doing